

Relevant issues of booth construction

The Organizer has developed this section to facilitate and optimize its reading time. However we suggest to read the complete set of Terms and Conditions under Exhibition's Manual.

1. Assembly

If you have large equipment, you must advise the Technical Director of the fair in advance, because the transportation and handling of packages and/or heavy objects of Exhibitors whose booths are located in areas away from the access area will be carried out on:

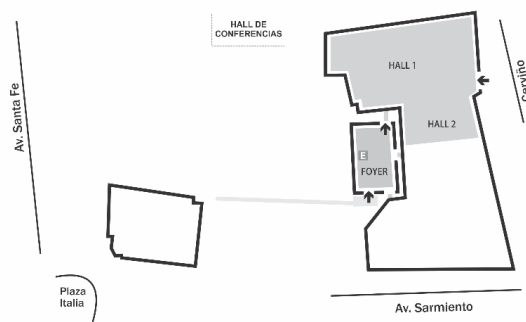
Free booth: August 27th, 2018, to 8.00 am.

Furniture package: Will be delivered to the booth the day before opening Event.

No assembly materials shall be authorized in the Exhibition Hall on the opening day.

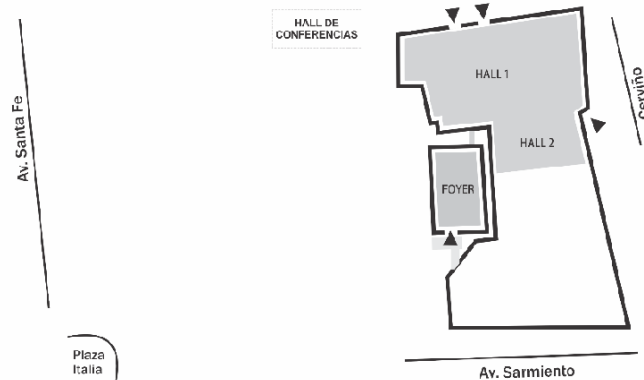
Loading and unloading Pedestrian access diagram

Sección3 / Gráfico acceso peatonal



Access area diagram

Sección 3 / Gráfico de Acceso de Carga y descarga



Tel. +54 11 4514 1400
Fax +54 11 4514 1404
intersec@argentina.messefrankfurt.com
www.intersecbuenosaires.com.ar
www.intersec.messefrankfurt.com

2. Overview

Exhibitors must fill in all mandatory forms included in Exhibition's Manual.

The design and construction of booths larger than 50 sqm must be supervised by a professional architect or engineer.

None of the elements used shall exceed booth area limits at any height.

It is not allowed to break, drill, weld, cut, paint, hang elements from, or support elements on and/or otherwise damage walls, pavement, columns, roof and any other existing facilities in the Exhibition Hall.

Existing pavements have a maximum resistance of 1.tns.

All construction materials must have the lowest flammability point available.

All masonry materials are strictly forbidden: bricks, cement, mortar, plaster or any other wet construction materials.

All ceilings must be self-bearing, i.e. they should not be supported on bulkheads.

When installing lighting fixtures, any disturbances to visitors and surrounding booths shall be avoided. The use of bright, flashing and rotating lights, or the like, is forbidden.

3. Floor - Carpet

The Organizer shall install a carpet in all hallways. Exhibitors shall be responsible for the installation of carpet in the booth floor, and shall be authorized to add a platform, subject to the following rules:

- Carpets attached to the floor of the exhibition hall will be exclusively fixed with two-sided adhesive tape of the desired width.
- The use of any type of contact glue in exhibit hall floors is absolutely forbidden.
- The renovations and repairs introduced in existing carpets shall be made as described above.
- In the cases wooden floor, carpet on the platform or fabric are used, you must fireproof its surface and a Fireproof Certificate signed by a Safety Engineer

Indexport Messe Frankfurt SA
Av. Luis M. Campos 1061 P.5° - C1426BOI
Buenos Aires - Argentina
www.argentina.messefrankfurt.com
www.messefrankfurt.com

must be presented obligatorily, choosing one of the companies authorized by the fairground.

- Likewise, the fireproofing product must be INTI certified. This certificate must be submitted to the Administrative Division or to the Technical Director of the Event during the assembly stage.
- When a carpet is directly installed over the Fairground floor with two-sided adhesive tape, the fulfillment of the previously detailed regulation is not required.

4. Water and Drainage

In the event that the Exhibitor requested water and drainage services, these services shall be exclusively used for the operation of machine and equipment. Said connection will only be supplied if there is a gutter within the lot.

The installation and connection of these services shall be at the expense of the Exhibitor and shall be exclusively made at the pavement level, without breaking it and in booths where it is not necessary to extend them across the hallway.

Any other uses (cleaning, decorative, etc.) are strictly forbidden. Running water supply pressure is not guaranteed by La Rural Trade Center.

All requests for water supply and drainage should be approved before these services can be installed. It is essential to include in the booth plan the water connection.

Water connections shall be made with 1/2" male-thread connectors, piping adequate for 5kg/cm² of water pressure between the network outlet connection and the shutoff valve, which shall be located in an accessible place, and using double clamps in all fittings up to the shutoff valve or threaded connectors. Drainage connection shall be of 2 inches.

Water service inlets shall be installed by La Rural Trade Center.

The cost of water and drainage services shall be charged for the duration of the exhibition. The Exhibitor shall cover the cost of pipes, materials and labor needed for their installation.

No service shall be provided until full payment is affected.

5. Lights

Types of lights: Allowed and prohibited

- For all the applications of general lighting of stands, only there will be accepted the installation or use of the following light sources:
 - Fluorescent Lamps in his diverse formats (pipes, lamps "under consumption ", etc.).
 - Lamps that use technology Light Emitting Diode (LED)
- For all the applications of located lighting, there will have to be in use exclusively light sources of technology Light Emitting Diode (LED).

The installation or the use remains therefore expressly prohibited of:

- Lamps of filament of any type
- Lamps halogen in all the formats
- Lamps of sodium of high or low pressure

Tel. +54 11 4514 1400
Fax +54 11 4514 1404
intersec@argentina.messefrankfurt.com
www.intersecbuenosaires.com.ar
www.intersec.messefrankfurt.com

Indexport Messe Frankfurt SA
Av. Luis M. Campos 1061 P.5° - C1426BOI
Buenos Aires - Argentina
www.argentina.messefrankfurt.com
www.messefrankfurt.com



–Lamps of mixed technologies, mixture of anyone of the previous ones, different technologies of accepted detailed above

6. Submission of plans

Plan submittal

Exhibitors shall submit by e-mail, the stand drawing in a scale 1:20 or 1:50, one plant and one elevation with the relevant dimensions and the location of elements and equipment in the stand.

In the plan you should indicate the company's name and stand number. In case the design is carried out by a contractor, said plan should include his/her name cellular phone number and e – mail adress.

It is essential to indicate in said plan, the location of the electricity board and water connection, if any.

Plan approval or observation is strictly related to the fulfillment or not of what is stipulated in the Exhibitor's Manual. The Plan Approval or Observation does not consider the analysis of the correct construction resolution of each stand, being the Exhibitor and its Constructors' responsibility, the work execution according to the art rules in the area.

This is very important to avoid problems in the mounting stage since, according to the plan, possible dimensional and/or design errors, that would delay construction and cause trouble for the Exhibitor, could be corrected.

Important: For all structures and/or elements which will be hung from the metallic reticulated structure of the pavilions, you should submit a Hanging Floor Plan with the description of the elements to be hung approved by a registered professional specialized in the subject (engineer and/or architect) with his/her corresponding signed calculation log.

Note

Said information should be signed by a registered professional (Architect or Engineer).

Drawings shall be submitted according to the deadline included in the exhibitor manual Form 02/A and 02/B, **June 28th, 2018.**

7. Disassembly

Disassembly must be finished at 7.00 a.m. September, 1st.

No booth component shall be wholly or partially removed before the closing of the exhibition.

No vans or trucks shall be allowed in the exhibition hall earlier than 30 minutes after the closing of the event.

For safety reasons, all small-sized elements, computers and personal belongings must be removed at the start of disassembly operations.

The Disassembly Instructions shall be distributed during the event, with information on the schedule and terms for disassembly operations.

Tel. +54 11 4514 1400
Fax +54 11 4514 1404
intersec@argentina.messefrankfurt.com
www.intersecbuenosaires.com.ar
www.intersec.messefrankfurt.com

Indexport Messe Frankfurt SA
Av. Luis M. Campos 1061 P.5º - C1426BOI
Buenos Aires - Argentina
www.argentina.messefrankfurt.com
www.messefrankfurt.com

Página 5

Please read the Disassembly Instructions carefully and take all necessary SAFETY AND SECURITY measures, since this is one of the most critical procedures of the exhibition.

Exhibitors must disassemble their booth and leave the area as they found it, by removing all materials and elements involved in the construction of the booth.

Important:

Exhibitors should return the lot in the same conditions they received it.

Should any deterioration be found, the OC should repair it and charges should be paid by the exhibitor.

The cleaning charges for items, garbage and stand waste, etc. that the exhibitor or his/her constructor left in the lot should be paid by the exhibitor.

The exhibitor should not be entitled to claim the products that were not picked up until the last deadline stated and informed in the first paragraph. The exhibitor could not claim the Organizer any consequence and/or damage that this could represent for him/her.

Deterioration caused in road surface and facilities should be repaired and the exhibitor should pay for it.

The exhibitors are not allowed to do any kind of repair.

Construction height

- Construction height is 2.5 m from the floor.
-
- In order to allow a greater architectonic development of stands, structures could exceed 3.50 m height in an area delimited by a 1 meter setback on each side of the stand, including its front, depending on the surface and location in related planimetry.
- Booths are located in Halls: 2 y 3 between 24 sqm and 50 sqm in surface may have a maximum height of 5 m, booths between 50 sqm and 100 sqm in surface may have a maximum height of 6 m and those exceeding 100 sqm may have a maximum height of 7 m, subject to the 1-meter setback provisions for raised elements and when allowed by the total hall height.
- Refunding: booth are located in this area may not have a height greater than 5m, or mezzanine, although its length is more than 50 sqm.
- High items should have all their faces with the same hierarchy, aesthetic and with good surface finishing to avoid interfering with neighboring stand aesthetics. Signs and advertisements higher than 2.50 m should be treated in the same way.
- In the cases in which structure and items are hung from the Premises structure, please see "Technical Aspects for Stand Construction" (page. 5 and

Tel. +54 11 4514 1400

Fax +54 11 4514 1404

intersec@argentina.messefrankfurt.com

www.intersecbuenosaires.com.ar

www.intersec.messefrankfurt.com

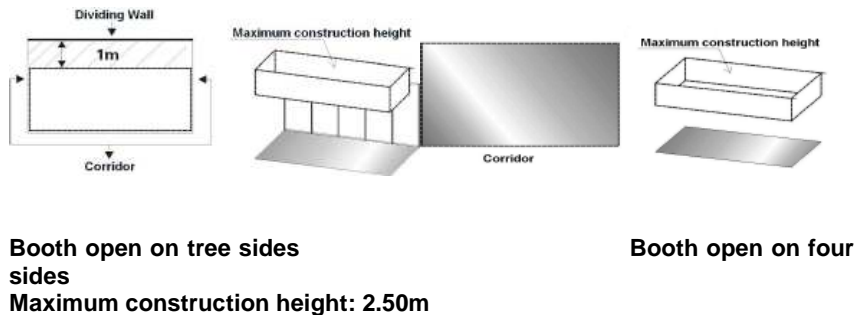
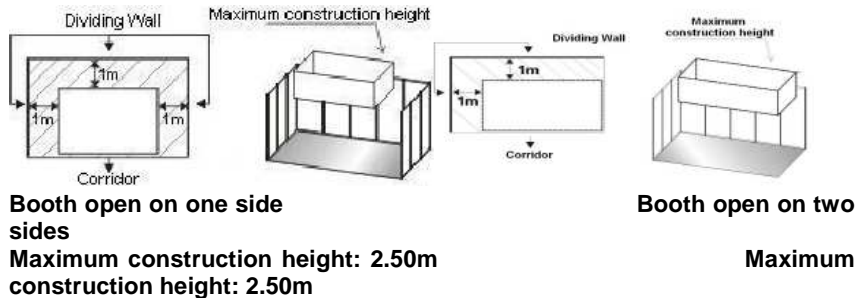
Indexport Messe Frankfurt SA

Av. Luis M. Campos 1061 P.5° - C1426BOI

Buenos Aires - Argentina

www.argentina.messefrankfurt.com

www.messefrankfurt.com



Requirements for hanging structures and/or elements

In case you want to hang 1 or more metallic beams or structures from the premises structure, these steps should be followed:

Contact the Technical Director to inform her said hanging, attaching a diagram to be approved.

- Contact the supplier appointed by La Rural to do said hanging (Supplier data will be provided by the Technical Director) and request a budget. This service has a cost fixed by the Premises.
- Information to be submitted:
- Floor plan and view documentation
- Calculation of weight per knot. (La Rural allows up to 80kg per knot)

Note

Said information should be signed by a registered professional (Architect or Engineer).

For all structures and/or elements which will be hung from the metallic reticulated structure of the pavilions, you should submit a Hanging Floor Plan with the description of the elements to be hung approved by a registered professional specialized in the subject (engineer and/or architect) with his/her corresponding signed calculation log.

Tel. +54 11 4514 1400
Fax +54 11 4514 1404
intersec@argentina.messefrankfurt.com
www.intersecbuenosaires.com.ar
www.intersec.messefrankfurt.com

Bear in mind the mandatory items below:

1. Format and description

1.1. Drawing and Format: 2 (two) printed drawings (A3 size minimum) plus two copies in DWG format (AutoCAD 2000 release) in which the following data are included:

- Stand Number and Exhibiting Company Name
- Name, surname and license number of the responsible person (The acting professional responsibility will be of structuralist and executor and said responsibility should be recorded in the corresponding drawing) which acts as structuralist and executor of the stated structure;
- Area and Section with scale indication.
- References to support elements and elements to be supported: Manual or motor operated winches, Chains, Locks, Hanging accessory elements, Beam type, Model and Material, Others.
- It should also specify: Lights, Signs, Friezes, Devices or decorative elements, Support structures. Secondary beams, Audio, video and Others
- Total weight of the structure or hanging assembly.

1.2 Calculation report signed by the certified responsible professional.

All the elements should record reference, model and weight to be considered in the calculation report of the drawing to be submitted.

2. Regulations

2.1 For hall 2 y 3: The support elements should be hung only in the lower knots of the reticulated beams in the pavilions roof structure. In no case the hanging in the horizontal sections of structure cords should be allowed. If according to design or layout, the knot position it would not be convenient, a knot supplementary support structure should be installed first and then other structure that allows to reach the required point by the layout.
The maximum acceptable weight is 80 Kg. / Knot.

2.2 All the support elements and elements to be supported should have an additional safety lock in order to effectively guarantee that they do not come loose or fall totally or partially due to a potential fixing or mounting flaw, or material fatigue.

2.3 The responsible professional should be certified and authorized upon signing. His/her responsibility will be as structuralist and executor, being also accountable of the condition, preservation and validity of the structural elements used (this means that the elements to be used are not damaged by aging or use, etc.)

2.4 Once the required documents are submitted in the Organizer offices, said documents should be approved jointly (within the set deadlines) by the Exhibition Technical Management and by La Rural Operation Management.

Hanging will not be allowed if the required documents are not timely submitted.

Standards for the assembly of Linking Structures of Booths on Hallways.

The linking possibility depends on the relative location of stands inside the Fair's general plan.

Tel. +54 11 4514 1400
Fax +54 11 4514 1404
intersec@argentina.messefrankfurt.com
www.intersecbuenosaires.com.ar
www.intersec.messefrankfurt.com

Indexport Messe Frankfurt SA
Av. Luis M. Campos 1061 P.5° - C1426BOI
Buenos Aires - Argentina
www.argentina.messefrankfurt.com
www.messefrankfurt.com

If the hallway to be crossed is in the locations indicated in Scheme A the linking structures between booths can be two-level structures:

1.1. 1st Level: between 4.00 and 4.20 m high

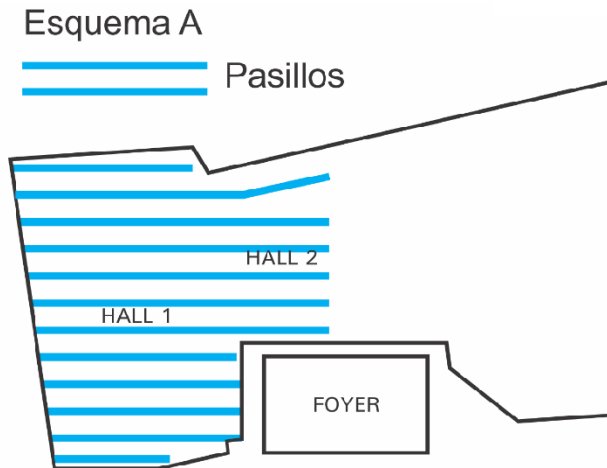
1.2. 2nd Level: between 5.50 and 6.30 m high

Between both levels won't be able to place any element, bond, poster, etc.

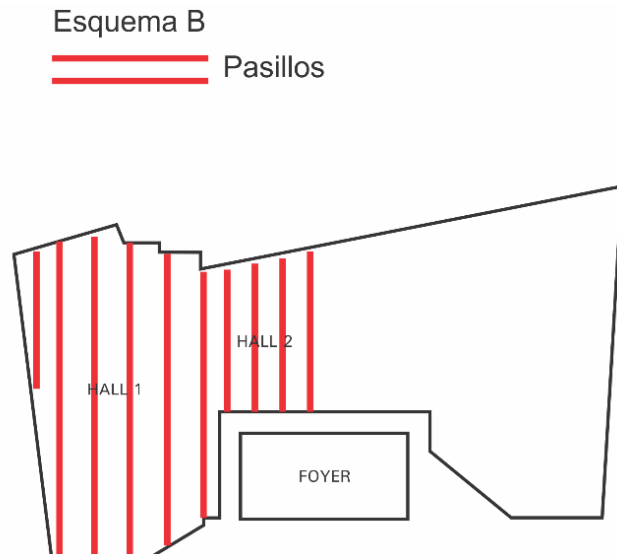
If the hallway to be crossed is in the locations indicated in Scheme B, it is forbidden to unite the lots neither to cross the corridors with any element to any height.

Tel. +54 11 4514 1400
Fax +54 11 4514 1404
intersec@argentina.messefrankfurt.com
www.intersecbuenosaires.com.ar
www.intersec.messefrankfurt.com

Scheme A



Scheme B



Indexport Messe Frankfurt SA
Av. Luis M. Campos 1061 P.5° - C1426BOI
Buenos Aires - Argentina
www.argentina.messefrankfurt.com
www.messefrankfurt.com

The foregoing notwithstanding, the Technical Management and/or C.O. of Intersec Buenos Aires reserve the right to observe those cases which they consider harmful to the fair's image or aesthetics.

Pavement


The pavement which separates the said booths or aisles can only be covered with carpets fixed with two-sided adhesive tape. The Exhibitor is compelled to remove the remaining tape when disassembling the booth.

Tel. +54 11 4514 1400
Fax +54 11 4514 1404
intersec@argentina.messefrankfurt.com
www.intersecbuenosaires.com.ar
www.intersec.messefrankfurt.com

Indexport Messe Frankfurt SA
Av. Luis M. Campos 1061 P.5° - C1426BOI
Buenos Aires - Argentina
www.argentina.messefrankfurt.com
www.messefrankfurt.com

Free booth model

Tel. +54 11 4514 1400
Fax +54 11 4514 1404
intersec@argentina.messefrankfurt.com
www.intersecbuenosaires.com.ar
www.intersec.messefrankfurt.com



Free booth model **Free booth diagram 4m x 3m (12 sqm).**

The hallway show will be covered with carpet.

1. Elements provided

1.1 Booth floor

- Delimitation of the booth area.

2. Services

- The Organizer shall provide free of charge a consumption of 50 watts per sqm.
- Exhibitor badges.
- Invitations.
- Publication in the Official Catalogue.
- Website exhibitor list.

Note: If you wish to request additional booth equipment (furniture, power outlets, etc.), please use the additional equipment form.

Indexport Messe Frankfurt SA
Av. Luis M. Campos 1061 P.5° - C1426BOI
Buenos Aires - Argentina
www.argentina.messefrankfurt.com
www.messefrankfurt.com

Full equipped booth model

Tel. +54 11 4514 1400
Fax +54 11 4514 1404
intersec@argentina.messefrankfurt.com
www.intersecbuenosaires.com.ar
www.intersec.messefrankfurt.com



Full equipped booth model

1. Supplies

1.1 Equipment

- 1 desk + 3 armchairs
- 1 storage module

Furniture package: Will be delivered to the booth the day before opening Event.

1.2 Booth floor

- Carpet covering the total booth floor area
- Polyethylene cover during assembly operations.

1.3 Structure

- White panels 2.5m high; height of free panel: 2.40 m; width to column axis: 0.99m; free panel width: 0.95m
- Natural anodized aluminum modular system with an octagonal column of 0.04m diameter and 0.05m height profile.

1.4 Art Print

- Flag sign with standard type font.
- Profile (height: 0.05m) with the name of the company in standardized type font.

1.5 Lighting and power supply

- Led lamps of 15 w (every 3 sqm of booth)
- 1 socket outlet of up to 300w.
- Independent electric switchboard with thermal switch and circuit breaker

2. Services

- The Organizer shall supply 50 watts per sqm + 300w free of charge, for power outlet consumption.
- Exhibitor Badges.
- Invitations.

Indexport Messe Frankfurt SA
Av. Luis M. Campos 1061 P.5° - C1426BOI
Buenos Aires - Argentina
www.argentina.messefrankfurt.com
www.messefrankfurt.com

- General Security
- Publication in the Official Catalogue.

Tel. +54 11 4514 1400
 Fax +54 11 4514 1404
 intersec@argentina.messefrankfurt.com
 www.intersecbuenosaires.com.ar
 www.intersec.messefrankfurt.com

Electricity

1. Power supply during assembly

Work site switchboards shall be provided during assembly. Assembly workers shall have enough extensions to connect to the switchboards.

Exhibitors shall turn all booth lights off and install separate circuits for refrigerators or other equipment that must operate during the night, which shall be separate from lighting circuits.

2. Calculating additional power supply requirements for your booth

Each booth shall have a power supply of 50w per sqm free of charge provided by the Organizer.

The following formula shall allow you to determine the total electric consumption in Kw, both for lighting fixtures and equipment (if any) that shall be used during the exhibition, less the power supply provided by the Organizer.

Example of how to calculate the additional power supply required

Lighting 220V, 50 Hz

| Description | Consumption | Number | Total Consumption |
|--------------------|-------------|--------|-------------------|
| Fluorescent lights | 0,50 Kw | 1 | 0,05 Kw |
| Low-energy lights | 0,10 Kw | 5 | 0,20 Kw |
| Subtotal | | | 0,25 Kw |

Motor power 380V, 50 Hz

| Description | Consumption | Number | Total Consumption |
|-------------------|-------------|--------|-------------------|
| Engine 1 HP | 0,75 Kw | 1 | 0,75 Kw |
| Engine/power tool | 1,00 Kw | 1 | 1,00 Kw |
| Subtotal | | | 1,75 Kw |

Provided = 0.05 Kw x sqm

| Description | Consumption | Number | Total Consumption |
|----------------|-------------|--------|-------------------|
| Booth de 12 m2 | 0,60 Kw | | 0,60 Kw |

Indexport Messe Frankfurt SA
 Av. Luis M. Campos 1061 P.5° - C1426BOI
 Buenos Aires - Argentina
 www.argentina.messefrankfurt.com
 www.messefrankfurt.com

D- Power supply to be requested

| Description | Total Consumption |
|----------------------------|-------------------|
| Single-phase electricity A | 0,25 Kw |
| Three-phase electricity B | 1,75 Kw |
| Electricity provided C | (-0,60) Kw |
| Subtotal | 1,4 Kw (A+B-C= D) |
| Total (D) | 1,5 Kw |

*** Note**

To request and pay for additional power supply, the minimum unit of measurement shall be 0.5Kw or multiples thereof.

After calculating the total power supply required by lighting fixtures and equipment, you must fill in the Request for Additional Power Supply form (Exhibitor's Manual). This form must be submitted before the deadline at the Organizer's offices, together with the relevant payment.

The cost of installed power supply shall cover the duration of the exhibition.

If the request for additional power supply is made after the deadline, costs shall be increased by 25%.

No service shall be provided until full payment is effected.

During the Exhibition, after installing the switchboard and power wiring for your booth, you must register the name of the company, booth number and time of request in the Electric Connection Register, in the service area of each exhibition hall. La Rural Trade Center shall make the final connection of your booth as specified in this list. La Rural Trade Center shall not make any electric connection that does not abide by the above mentioned rules.

3. Booth electric installation

- The booth must have a service switchboard with a differential circuit breaker and thermo-magnetic protection with capacity suited to its installed power.
- The switchboard must have a 10-meter long wire (approx.) with the adequate section for the estimated consumption (minimum of 2.5mm²) that the staff of La Rural Trade Center shall connect to main switchboards.
- Single-phase service lines shall only be permitted for wattage of up to 3kw. For higher wattage, three-phase service lines shall be used and the Exhibitor must duly balance single-phase power supply consumption in the booth so as to avoid unbalances.
- Green/ yellow «earth connection» wire and light-blue neutral conductor are mandatory.
- For motor power, the use of conductors from the main switch to the engine switch, starters with circuit breakers in all engines with power exceeding 10HP and safety devices in all of them shall be mandatory.

Página 14

- Two service switchboards shall be necessary for power consumption in excess of 30Kw and up to 60Kw, and the above mentioned requirement shall be valid for each of them.
- Installations: conductors shall be isolated and attached to the panel edge or floor, without breaking or drilling them and with due protection. Phases shall be divided into hot and neutral. Earth connection shall not be admitted as phase divider.

Connection: in order to obtain the final connection, the Exhibitor must meet all the requirements specified above

Tel. +54 11 4514 1400
Fax +54 11 4514 1404
intersec@argentina.messefrankfurt.com
www.intersecbuenosaires.com.ar
www.intersec.messefrankfurt.com

Indexport Messe Frankfurt SA
Av. Luis M. Campos 1061 P.5° - C1426BOI
Buenos Aires - Argentina
www.argentina.messefrankfurt.com
www.messefrankfurt.com