

# intersec

BUENOS AIRES

2 – 4.9.2026

LA RURAL PREDIO FERIAL

CASEL

CAS

## Technical Appendix

¡Seguinos  
en las redes!

#IntersecBA



[intersecbuenosaires.com.ar](http://intersecbuenosaires.com.ar)

Evento exclusivo para empresarios, usuarios y profesionales del sector. Para acreditarse debe presentar su DNI.

messe frankfurt

# Technical Appendix

---

## ¡Welcome!

Welcome to Argentina's International Trade Fair for Commercial and Information Security, Fire Protection and Safety.

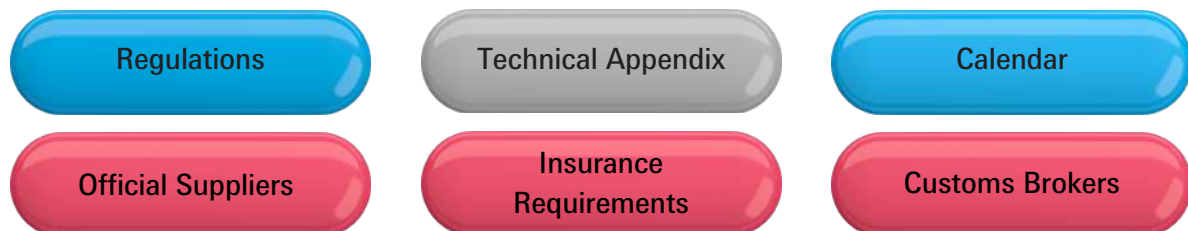
**Intersec Buenos Aires** will take place from **September 2–4, 2026**, at **La Rural Trade Center** – Buenos Aires, Argentina.

To help you optimize your participation preparations, we recommend reading all the documents included in the **Exhibitor Manual**, as well as the additional information that will assist you in planning and making the most of your presence at the exhibition.

Please review this document and all the information contained in each section carefully, and share it with:

- The person in charge of the stand contract.
- The person responsible for the stand during the exhibition.
- The stand builder or construction company.

Here you will find all the necessary documents. Click on each one to download it.



# Technical Appendix

---

## Contents

	Page
1. PRELIMINARY REMARKS .....	03
2. CALENDAR .....	03
3. LOCATION, ACCESS, AND PARKING .....	04
4. PROHIBITIONS. EXISTING INSTALLATIONS .....	06
5. STAFF ENTRY. BADGES.....	06
6. STAFF INSURANCE .....	08
7. BOOTH AND EQUIPMENT .....	08
8. PREVENTION, SECURITY, AND SURVEILLANCE .....	09
9. SUBMISSION OF CONSTRUCTION PLANS .....	10
10. FLOORS .....	11
11. PANELS. PARTY WALLS .....	12
12. HANGING FROM LIGHTING BEAMS .....	12
13. WATER SUPPLY AND DRAINAGE .....	13
14. CONSTRUCTION HEIGHT .....	13
15. FLOORS .....	15
16. LINKING LOTS ON AISLES .....	16
17. BOOTH FRONTS .....	16
18. SERVICE DESK.....	17
19. CEILINGS .....	17
20. MACHINERY EXHIBITION .....	17
21. VEHICLES .....	17
22. ELECTRICITY .....	18
23. LIGHTNING .....	21
24. OFFICIAL SUPPLIERS AND SERVICE REQUEST .....	22
25. DISASSEMBLY AND REMOVAL OF MATERIALS .....	22

# Technical Appendix

## 1. PRELIMINARY REMARKS

The Organizer has created this guide to guarantee equal opportunities for all exhibitors in showcasing their products and/or services. Exhibiting companies must thoroughly review the guidelines and disseminate them to the studios responsible for the design and construction of the stands. This annex includes essential information regarding construction and safety regulations and procedures, aimed at safeguarding both exhibitors and visitors.

The Exhibitor, their staff and/or contractors are responsible for complying with safety and prevention regulations, ensuring that the installation and dismantling activities do not pose risks to any person.

They will also take responsibility for any damage caused by the construction and/or operation of the booth. Under no circumstances shall Indexport Messe Frankfurt S.A. be held liable for damages resulting from labor, social security, workplace accidents, or other incidents caused by the exhibitor, its personnel, or contractors.

The Organizer retains the authority to amend or introduce new safety and construction regulations at any time, which will be appropriately communicated to exhibitors.

## 2. CALENDAR

The construction and decoration of the stands must be carried out according to the schedule detailed below.

**Access during setup and dismantling:** entry for loading and unloading will be through Av. Sarmiento corner Colombia and Cerviño 4476 (see section 3.1).

### 2.1. Assembly period: raw space and equipped booths

	"Free Space"	"Equipped/modular" booths
<b>Monday, August 31</b>	8:00 a.m. – 10:00 p.m.	--
<b>Tuesday, September 1</b>	8:00 a.m. – 12:00 a.m.	4:00 p.m. – 12:00 a.m.
<b>Wednesday, September 2</b>	12:00 a.m. – 8:00 a.m.	12:00 a.m. – 8:00 a.m.

#### Important:

- The Organizer will not provide any type of machinery, carts, or personnel for the handling of merchandise. These resources must be provided by the Exhibitor or contracted through the corresponding supplier.
- Cranes, scaffolding, lifts, or similar equipment may not be used within 8 hours prior to the completion of setup.
- On the day of the opening, no assembly materials may be brought into the venue.
- **Additional Equipment:** will be available the day before the exhibition opens.
- The use of protective equipment is mandatory during the setup and dismantling periods.

# Technical Appendix

## 2. CALENDAR

### 2.2. Event

	Exhibitor Schedule	Visitor Schedule
Wednesday, September 2	11:00 a.m. – 08:00 p.m.	1:00 p.m. – 8:00 p.m.
Thursday, September 3	11:00 a.m. – 08:00 p.m.	1:00 p.m. – 8:00 p.m.
Friday, September 4	11:00 a.m. – 08:00 p.m.	1:00 p.m. – 8:00 p.m.
<b>Booth repairs and merchandise restocking schedule:</b> Thursday and Friday from 11:00 a.m. to 12:45 p.m. In the case of repairs, prior notification must be given to the Intendency.		

### 2.3. Dismantling

	Schedule for constructors
Friday, September 4	8:30 p.m. to 12:00 a.m.
Saturday, September 5	12:00 a.m. to 7:00 p.m.

#### Important:

- Exhibitors are obligated to remove their products, stands, and waste, ensuring the lot is returned to its original condition. Exhibitors must confirm with their constructor that all pertinent elements are removed prior to the conclusion of the dismantling period. Any additional charges incurred due to non-compliance with this requirement will be the responsibility of the Exhibitor and/or constructor.

## 3. LOCATION, ACCESS, AND PARKING

### 3.1. Assembly and disassembly period

- The access for pedestrians, materials, and vehicles transporting items during this phase is facilitated through the loading and unloading bays of:
- Av. Sarmiento and Colombia:** open throughout the full setup and dismantling period (see calendar).
- Cerviño 4476 (Darragueira):** open only on the following days and times, according to the setup/dismantling schedule: Monday to Saturday from 8 a.m. to 7 p.m., and Sundays from 12 p.m. to 7 p.m.
- Vehicles are prohibited from entering the pavilions. Materials must be unloaded and removed via the gates designated for each pavilion.
- For loading and unloading operations, a complimentary parking duration of 30 minutes is allotted for cars, 1 hour and 30 minutes for vans, and 2 hours and 30 minutes for trucks weighing up to 3 tons. Should these durations be surpassed, the Trade Center will impose charges in accordance with the prevailing rate, which can be reviewed upon entering the unloading area.

- Upon completion of material unloading, vehicles are prohibited from remaining on the lots or in the surrounding areas. Should extended parking be necessary, vehicles may use the underground parking facility on the premises, subject to the applicable hourly or stay fee.

### 3.2. Period of the exhibition open to the public

During the exhibition period, the following access points will be available:

- Vehicle access to the underground parking facility:** Av. Sarmiento 2.704 and Av. Cerviño 4.476.
- Pedestrian entrance:** Av. Sarmiento 2.704 and Av. Cerviño 4.476
- For **merchandise restocking**, access to the venue through the Av. Sarmiento and Colombia loading area will be allowed from two hours before the public opening and up to 15 minutes before the start of the Exhibition. The duration permitted in this area will align with the specifications outlined in point 3.1, contingent upon the type of vehicle.

# Technical Appendix

## 4. PROHIBITIONS. EXISTING INSTALLATIONS

### 4.1. Prohibited actions include:

- Chipping, drilling, welding, cutting, painting, and/or compromising walls, floors, columns, and all existing installations.
- Utilize oxyacetylene welding apparatus and a torch.
- Painting with a blowtorch within or outside the Fairgrounds facilities.
- Do not place work materials or tools in the corridors, as they may obstruct passage.
- Cover evacuation routes (emergency exits), signaling devices, fire extinguishers, fire hydrants, indicators, and other safety equipment.

- Modify, conceal, or eliminate the position of the flag; alter its location or incorporate any element into it, except with the explicit authorization of the Organizer.
- Utilizing tools that generate sparks (such as grinders, cutting discs, electric welding equipment, etc.) without employing the necessary protective measures.

4.2. The expenses associated with repairing any damage inflicted by the Exhibitors and/or their contracted personnel shall be the responsibility of those parties.



Request badges for personnel who will be participating in the exhibition.

Without them, you will be unable to access the fairground!

## 5. STAFF ACCESS. BADGES

5.1. Any individual who enters the Trade Center to work during the assembly, disassembly, or public exhibition days **must present**, without exception, an exhibition badge.

5.2. Badge requests are submitted via the **Online Exhibitor Manual**.

5.3. Types of badges issued by the Organizer:

Category	Description	Stage during which it is valid
<b>Constructor (wristband)</b>	Intended for <b>builders and third-party contractors involved in stand setup</b> (architects, constructors, decorators, etc.).	<b>Setup, Dismantling, and Maintenance:</b> from two (2) hours before opening, with prior notification to the Administration Office.
<b>Exhibitor</b>	For <b>executives and employees of the exhibiting company</b> .	<b>Setup, Dismantling, and Exhibition open to the public:</b> from two (2) hours before opening. With this badge, it is not necessary to issue an additional constructor badge.
<b>Booth Staff</b>	For <b>contracted personnel who are not part of the Exhibitor's staff</b> (promoters, catering service, press agency, photographers, show staff, etc.).	<b>Exhibition open to the public:</b> from two (2) hours before opening.

5.4. **Badges are personal and non-transferable.** The Organizer will not issue badges without a designated name under any circumstances.

5.5. The Organizer will email detailed instructions on the procedure for obtaining the requested badges a few days prior to the commencement of the exhibition.

5.6. If the request for badges was not submitted prior to the deadline or if additional badges require processing, they must be handled directly at the

Fairgrounds, accompanied by the insurance specified in point 6.

This provision is applicable to managers, suppliers, employees, and foreign personnel (travel insurance or international coverage is not valid) who operate at the booth. Noncompliance with these requirements will result in a denial of entry to the Fairgrounds, without exception.

## Technical Appendix

### 5. STAFF ACCESS. BADGES

5.7. The exhibitor is responsible for informing all personnel engaged in the construction and assembly of their booth regarding the appropriate use of the badges issued by the organizer.

This ensures that they can present these badges upon entering the premises, thereby preventing any inconveniences or delays in the execution of their activities.

Badges will be provided only under the following conditions:

All conditions outlined in this document have been fulfilled.

b) The booth plan has been submitted and approved by the Technical Management.

c) Has revoked all payments for any reason.

d) The ART certificate and/or Personal Accident Insurance have been validated and authorized.



Upload the insurance certificates for all personnel assigned to the stand to the **Online Exhibitor Manual**.

Individuals lacking approved insurance will be unable to acquire Badges!

### 6. EMPLOYEE INSURANCE

6.1. The Exhibitor shall be responsible for hiring the personnel it designates for its booth and shall assume exclusive responsibility for their welfare at work, adherence to social security obligations, and any other related matters. This personnel shall work exclusively for the Exhibitor and shall have no affiliation with the Organizer. All staff members are required to possess an insurance policy that covers the risks outlined in Law 24,557 regarding work accidents and its amendments. Badges will be issued to staff only upon the presentation of the certificate of early registration of the worker issued by ARCA, and/or the accreditation of the employment relationship with the Exhibitor, and/or certified documentation or invoice that substantiates the aforementioned hiring in cases where workers are employed through a promotions agency.

**6.1.1. Employees: A fundamental requirement for all employees entering the premises is the provision of proof for (1) Mandatory Life Insurance (SVO) (decree law 1,567/74) and (2) Work Risk Coverage (ART). ART Coverage Certificates must be submitted alongside the list of affected employees for each employer, which must incorporate a non-repetition clause against: Indexport Messe Frankfurt S.A. CUIT: 30-63888317-8 / La Rural S.A. CUIT: 30-69758304-8 /**

**Cámara Argentina de Seguridad Electrónica (C.A.S.E.L.) CUIT: 30-70794528-8 / Cámara Argentina de Seguridad (C.A.S.) CUIT: 30-51592653-0 and the SVO Coverage Certificate along with the associated personnel list. 6.1.2. Non-employment personnel: A fundamental requirement for the entry of non-employment personnel (including agents, directors, advisors, contractors, promoters, etc.) to the Property is that these individuals possess Personal Accident insurance for death or disability with a minimum insured amount of US\$ 27,000 (twenty-seven thousand dollars) and for medical assistance expenses of US\$ 5,500 (five thousand five hundred dollars). The policy must incorporate a nonrepetition clause in favor of: Indexport Messe Frankfurt S.A. CUIT: 30-63888317-8 / La Rural S.A. CUIT: 30-69758304-8 / Cámara Argentina de Seguridad Electrónica (C.A.S.E.L.) CUIT: 30-70794528-8 / Cámara Argentina de Seguridad (C.A.S.) CUIT: 30-51592653-0.**

The necessary documents must be issued exclusively by the Insurance Company. Certificates provided by Brokers, Producers, or Insurance Advisors will not be accepted.

You may acquire your Personal Accident and Civil Liability Insurance from Río Uruguay Seguros (RUS) through WhatsApp at +54 9 11 2040 0802.





Upon finalizing the contract, you are required to upload the receipts to the Online Exhibitor Manual.

# Technical Appendix

## 7. BOOTH AND EQUIPMENT

### 7.1. Categories of Booth:

"RAW SPACE"	"EQUIPPED"
<p><b>It refers to the rental of an empty space — that is, the floor area only, without any provided elements.</b></p> <p>The space rental includes:</p> <ul style="list-style-type: none"> <li>• Cleaning and security services in common areas.</li> <li>• Badges for access to the fairground.</li> <li>• Digital materials to promote your participation.</li> <li>• General advertising and event promotion.</li> </ul> <div data-bbox="199 1038 635 1117" style="text-align: center;">  <p>Limite del stand</p> </div> <p style="text-align: center;">Illustrative image, not contractual</p>	<p>If the lot has an area of up to 36 m<sup>2</sup>, you may explore various "turnkey" modular stand options available in the <b>Online Exhibitor Manual</b>, or inquire about the options by writing to: eugenia.torriglia@argentina.messefrankfurt.com.</p> <ul style="list-style-type: none"> <li>• The equipment will be available the day before the opening of the Exhibition. Colors and models may vary depending on stock availability. Furniture cannot be replaced with other items; however, additional furniture may be rented.</li> </ul> <div data-bbox="801 983 1422 1619" style="text-align: center;">  </div> <p style="text-align: center;">Illustrative image, not contractual</p>

# Technical Appendix

---

## 7. BOOTH AND EQUIPMENT

7.2. The Exhibitor, regardless of whether he has contracted a “raw space” or an “equipped” booth, may request additional furniture (chairs, displays, counters, tables, etc.) by reviewing the available options and pricing in the **Online Exhibitor Manual**. He may also engage additional services such as WiFi, catering, audiovisual equipment, and others.

**La Rural collaborates with officially recognized suppliers who undergo regular audits by the organization. All products and services must be procured solely from these suppliers; failure to comply may result in the suspension of service provision.**

---

## 8. PREVENTION, SECURITY, AND MONITORING

8.1. The Organizer will employ general security personnel to uphold order and address unforeseen circumstances; however, it will not be liable for theft or robbery. During hours when the venue is closed to the public, only the security personnel from the official provider may remain on the premises. Should the Exhibitor wish to engage exclusive security services, they must refer to the details of the official provider in the **Online Exhibitor Manual**.

8.2. Exhibitors are required to install a 5 kg fire extinguisher for every 24 m<sup>2</sup> within their booth. This extinguisher must be of the tri-class type, utilizing dry chemical powder, and suitable for class A, B, or C fires. It must comply with IRAM standards, be constructed of aluminum, and possess a valid official control certificate. The extinguisher should be positioned in a visible location, and the boothj personnel must be trained to use it properly in the event of an emergency.

8.3. In the event of a fire outbreak, the Exhibitor must promptly inform the Superintendent and implement measures to contain the fire's spread, utilizing the available extinguishers and relocating products in proximity to the fire's source.

8.4. All construction materials utilized in the booth must be non-combustible or possess limited combustibility.

8.4.1. A material is classified as non-combustible when, under the specified conditions of assembly and use, it neither ignites nor sustains combustion, nor does it emit flammable vapors when subjected to fire

or heat. Materials that successfully pass the ASTM E 136 test at 750°C are deemed non-combustible.

8.4.2. A material is classified as having limited combustibility if it does not fulfill the criteria for noncombustibility; however, under the specified conditions of use and assembly, it possesses a heat release potential of 8,000 kJ/kg. Examples of such materials include:

1. Materials featuring a non-combustible structural base, coated with a surface layer of up to 3 mm in thickness, and possessing a flame spread index not exceeding 50.
2. Materials that, while distinct from those mentioned in the preceding point, possess a flame spread index of no more than 25, do not demonstrate continuous progressive combustion, and, when cut, reveal exposed surfaces with a flame spread index not exceeding 25 and no signs of continuous combustion.

8.5. The use of building materials, including bricks, cement, plaster mixes, or any form of wet construction within the stand is prohibited.

8.6. Pursuant to Law 19,587 regarding Occupational Health and Safety, the utilization of protective equipment is obligatory for all individuals who enter or remain on the premises and pavilions during assembly and disassembly.

# Technical Appendix

## 8. PREVENTION, SECURITY, AND MONITORING

Element	Mandatory in the case of:
Helmet	Constructors, builders, and all personnel present on the premises during setup and dismantling (cleaning staff, security, staff, etc.)
Safety Harness	Use of lifting platforms (boom lifts, scissor lifts, carts) They must be secured to a lifeline or an anchorage point on the platform. They must be specific to the task being performed.
Safety Shoes	Use of circular saws (cut-off saws), hand saws, welding machines, etc.
Special Glasses or Goggles	Cutting tools (saws, etc.) or welding equipment.
Special Gloves	Use of cutting tools (saws, hand saws, etc.), welding machines, and other tools that may cause injuries such as burns, cuts, etc.
Ladders	When exceeding 2 meters in height, ladders with a base or platform must be used.

Upload the booth plan and renderings along with the necessary technical specifications to the **Online Exhibitor Manual**.

To initiate assembly, the plan must receive approval from the Technical Department.

## 9. SUBMISSION OF CONSTRUCTION PLANS

9.1. Any Exhibitor engaged in construction or assembly within the rented space must submit the relevant plan to the Technical Department for approval.

9.2. The objective of the plan review is to identify, prior to assembly, any potential errors in measurements, surfaces, or non-compliance with current regulations. Detecting these issues during the construction of the booth may result in delays and complications for both the Exhibitor and the exhibition as a whole.

9.3. Plans must be submitted in digital format via the **Online Exhibitor Manual**, adhering to the specified deadline. Failure to do so may impact the issuance of badges required for entry to the Site.

9.4. Criteria for submitting technical information: booth plan: The plan must encompass a floor plan and elevations, incorporating all detailed measurements (dimensions), the materials to be utilized, the placement of machinery to be showcased, as well as the electrical installations, driving force, and water supply

(if applicable). Additionally, color 3D images or renders of the project should be included to complement the technical information. For booth measuring 50 m<sup>2</sup> or greater, the plans must be endorsed by a licensed professional (Architect, Engineer, or Master Builder), who will be accountable for the integrity of the structures and installations, particularly in safeguarding the safety of individuals and property. The plan must encompass the following information:

- Name of the exhibiting company, hall, lot number, and exhibition area.
- Details of the signing professional, including their current license and contact information for any inquiries regarding the project, must encompass a landline and mobile phone number, as well as an email address. If the project manager differs from the responsible professional, their mobile phone number must also be provided to facilitate prompt communication in the event of any unforeseen circumstances during the event.

# Technical Appendix

## 9. SUBMISSION OF CONSTRUCTION PLANS

**9.5.** The Technical Direction will inform via email if the plans include observations that require modification. Errors in the booth designs, arising from a lack of knowledge or misinterpretation of the Regulations/Technical Annex, are the exclusive responsibility of the Exhibitor. Furthermore, unintentional omissions in corrections by the Technical Management do not absolve the Exhibitor from adhering to the regulations. It is advisable for Exhibitors to contractually transfer this responsibility to their designers or booth builders.

**9.6.** Amendments to plans that have already received approval will not be allowed. Plans that have been rejected or noted must be resubmitted within a maximum timeframe of three (3) business days from the date of rejection notification.

**9.7.** The approval or review of the plans does not encompass the assessment of the proper construction resolution for each booth, which remains the responsibility of the Exhibitor and its builders who shall execute the work in accordance

with established standards in the field.

**9.8.** Prior to commencing assembly, it is essential to obtain approval of the plan from Technical Direction, ensure insurance coverage for the personnel assigned to the booth, and confirm that the entire lot has been paid in full.

**9.9.** The Organizer is entirely absolved of any liability that may arise in connection with the construction of the spaces.

**9.10.** Professional assignment: should the Exhibitor intend to construct a mezzanine within his stand (point 15) or to suspend lighting beams (point 14), he must:

- Include the professional assignment, along with the structural calculation endorsed by the licensed professional.
- Complete and submit the SAMET form to La Rural Predio Ferial, ensuring a copy is sent to the Technical Management of the exhibition.

[Download from here](#)

## 10. FLOORS

**10.1.** The allowable overload for the Hall 1,2 and 3 is 2,000 kg/m<sup>2</sup>, distributed uniformly. The allowable overload for the maneuvering area and the access gates to the pavilions is 2,000 kg/m<sup>2</sup>, distributed uniformly.

**10.2.** Floors must not be plastered, painted, or covered with granulated materials. Flooring, carpets, or other coverings may be applied to the surface of the stand. Carpets must not be adhered to the floor using contact cement or similar substances. They should be secured with double-sided adhesive tape or attached to the flooring by means that do not rely on the floor itself.

**10.3.** Re-carpeting and repairs to the existing carpeting must be executed utilizing the same installation system referenced above.

**10.4.** Drilling, installing plugs and drill bits, creating threads of any kind, as well as breaking, damaging, or excavating gutters in the floor is strictly prohibited.

**10.5.** All booth featuring raised floors exceeding 24m<sup>2</sup> shall be mandated to include a ramp for individuals with disabilities. The ramp must not exceed a slope of 10% at any angle and must commence flush with the existing finished floor level, terminating at the booth's floor level, ensuring a smooth transition without any sharp edges or bumps.

**10.6.** The Technical Management must grant prior authorization for the entry of heavy objects, machinery, or columns, as the weight must be distributed by resting on iron plates or adequately sized wooden planks. Foundations are prohibited; all constructions must rest on the existing floor without causing any damage.

# Technical Appendix

---

## 10. FLOORS

**10.7.** In cases where wooden flooring, carpeting on a platform, or fabrics are used, a fireproofing certificate for the materials, signed by a safety engineer authorized by the Property, must be submitted. Additionally, the product employed for fireproofing must receive approval

from INTI. This certificate must be submitted to the Intendancy and/or the Technical Directorate of the event during the setup period.

---

## 11. PANELS. PARTY WALLS

**11.1.** All stands featuring glass panels in the external area must display warning signs to enhance public visibility and mitigate potential accidents.

**11.2.** Only self-adhesive materials, such as double-sided tape and plotting, may be affixed to the panels supplied by the Organizer; no elements may be attached using any type of glue.

**11.3.** The activities of painting, drilling, screwing, or

nailing with any type of element are prohibited. Any damaged panels will be the responsibility of the Exhibitor and will incur charges.

**11.4.** The provided panels, if applicable, must not serve as supports for display cases or other elements. They may solely be utilized for murals or sample collections that do not exceed 5 kg per panel, which must be suspended from the upper bar.

---

## 12. SUSPENDED FROM LIGHTING BEAMS

**12.1.** If one or more metal beams are to be suspended for lighting from the structure of the Fairgrounds, the following regulations must be adhered to:

Only the suspension of elements on the primary framework of the pavilion roof (metal trusses) will be permitted.

- No form of suspension will be allowed from the secondary structure (straps, braces, technical walkways), nor from the technical installations (ducts, gutters, lighting, and audio equipment).
- The installation of corporate borders, signage, frames, decorative frameworks, vegetation, or any other elements aside from lighting beams is prohibited.
- Only the suspension of trusses with lighting fixtures will be permitted, provided they adhere to the requirements set forth by the Fairgrounds and do not exceed the specified weight in kilograms per knot permitted.

All suspended elements will be equipped with a safety system comprising steel cables that ensure their security.

**12.2.** Hanging Points: In the Green Pavilion, the suspension of 100 kg/N, or 200 every 2 knots, will be allowed without a tolerance margin.

**12.2.1.** The procedure for suspension is as follows: The Exhibitor is required to inform the Technical Management of the relevant hanging points, specifying the weight of the items to be lifted. The Technical Department will evaluate its feasibility. If deemed feasible, it will verify availability and, if available, reserve the points. In cases of overlapping hanging points from multiple requests, priority will be granted to the individual who submitted the request first. Upon completion of the analysis of each case, the Technical Directorate will issue a notification authorizing the commencement of the process at the Fairgrounds.

# Technical Appendix

## 12. SUSPENDED FROM LIGHTING BEAMS

12.2.2. The Technical Department will furnish the particulars of the supplier authorized for this function. The authorization request is submitted with these details, and the procedure incurs a cost established by the Property.

The Exhibitor must submit to La Rural Predio Ferial, in addition to the structural calculation, a signed document by a A licensed professional must undertake this procedure through



The suspension of lighting beams will not be allowed unless the necessary documentation has been submitted promptly.

## 13. WATER SUPPLY AND DRAINAGE SYSTEMS

13.1. This service is **exclusive for the operation of machinery and equipment. All other applications, such as hygienic or gastronomic uses, are excluded from consideration.**

13.2. Requests for water and drainage services must be submitted via the **Online Exhibitor Manual. The Exhibitor will receive an invoice for this service, which must be settled prior to the commencement of the Exhibition.** The fee for the water and drainage connection will cover the entire duration of the exhibition.

13.3. This service will be provided solely in instances where the lot includes a gutter.

13.4. All requests for water and drainage must receive approval from the Organizer prior to installation, and any supplementary equipment required for installation must be supplied by the Exhibitor.

13.5. The installation and connection of these services shall be the responsibility and expense of the Exhibitor and must be executed solely at the pavement level



The water and drainage service is exclusively for the operation of machinery and equipment.

the appropriate studio or professional responsible for establishing the stand before the CPAU (Professional Council of Architecture and Urbanism) or the COPIME (Professional Council of Mechanical and Electrical Engineering) in the City of Buenos Aires, along with the SAMET form (a copy must also be submitted to the Technical Management of the exhibition), which is available for [download here](#).

without any disruption.

Authorization will be granted solely in those boothwhere crossing aisles is unnecessary. The Exhibitor will also be responsible for pipes, materials, labor, and any additional equipment required for the installation.

13.6. The Fairgrounds does not guarantee the water supply pressure.

13.7. The water connection must include the following: 3/4-inch male thread connectors, piping capable of withstanding 5 kg/cm<sup>2</sup> of pressure from the network connection to a stopcock positioned in an accessible location, and double clamps on all accessories leading to the stopcock or threaded connectors. The drain connection will measure 2 inches.

13.8. The Fairgrounds will ultimately provide the necessary water supply once it has been authorized and paid for, with the Exhibitor responsible for the connection from the supply outlets to the machines and/or equipment.

## 14. BUILDING HEIGHT

14.1. The maximum height for any construction, including lighting fixtures, is 2.50 m from the floor.

14.2. With the aim of allowing a higher architectural development of booth, its allow for elevated elements to reach heights of up to 4.00 m in areas of up to 23 m<sup>2</sup>.

Stands ranging from 24 m<sup>2</sup> to 49 m<sup>2</sup> may attain heights of up to 5.0 m, while those from 50 m<sup>2</sup> to 100 m<sup>2</sup> can reach heights of up to 6.0 m. Stands exceeding 100 m<sup>2</sup> are permitted to reach heights of 7.0 m.

# Technical Appendix

## 14. BUILDING HEIGHT

**14.3.** The specified measures will always be feasible, subject to the condition of removing elevated elements 1 m from the dividing walls (excluding the front) and provided that the height of the pavilions and their existing elements permits it.

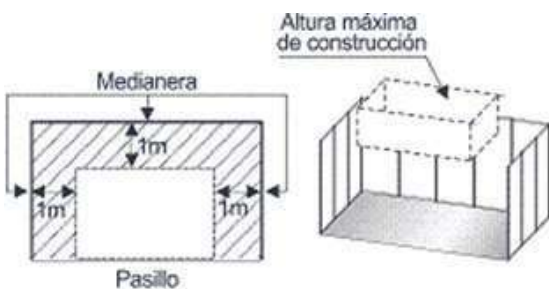
**14.4.** Stands situated in the pre-function area shall have a maximum height of 5 m and are prohibited from including mezzanines, regardless of whether their square footage exceeds 50 m<sup>2</sup>. The stands must adhere to the same setbacks and aesthetic standards as other types.

Booth	Maximum elevation
Up to 23 square meters	4,00 m.
24 m <sup>2</sup> to 49 m <sup>2</sup>	5,00 m.
50 m <sup>2</sup> to 100 m <sup>2</sup>	6,00 m.
+ 100 m <sup>2</sup>	7,00 m.

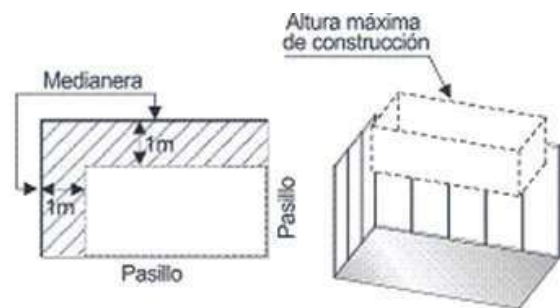
**14.5.** Elevated elements must have all their surfaces treated with uniformity, adhering to an aesthetic standard and exhibiting a high-quality finish to avoid disrupting the visual appeal of adjacent booth. The same principles apply to signage.

and advertisements that surpass 2.50 m in height.

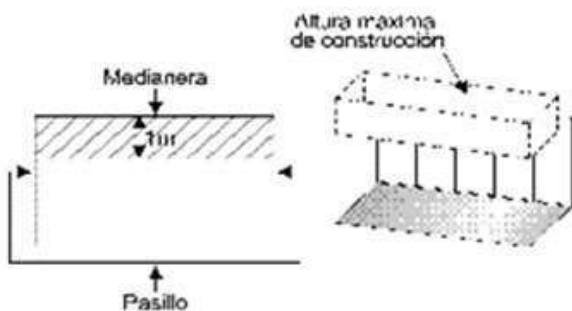
**14.6.** In all instances where you intend to suspend a lighting beam, refer to point 12.



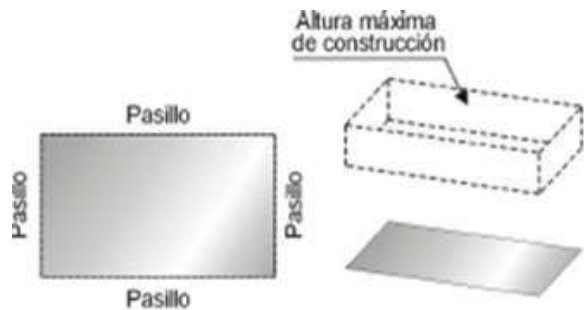
booth height of 2.5 meters.



Position yourself between two partitioning walls. The hatching /// signifies the point at which the maximum construction height is 2.5 m.



Booth between one dividing wall. The hatching indicates the maximum construction height of 2.5 meters.



Booth upon an island

# Technical Appendix



To construct a mezzanine, the plans require approval from the Technical Department.

## 15. MEZZANINES

15.1. Any Exhibitor intending to construct mezzanines within their booth must adhere to the following requirements:

- Have a booth exceeding 50 m<sup>2</sup> that is not perimeter-bound.
- Seek authorization from the Technical Directorate.
- Submit a **formal professional commission to the fairground**, including the **structural calculations** endorsed by a licensed professional and the SAMET form (Point 17.3).

### 15.2. Technical Specifications:

The mezzanines must not surpass 50% of the lot's surface area, for instance:

1. Lot area: over 100 m<sup>2</sup>
  2. Mezzanine space of up to 50 m<sup>2</sup>
  3. Free mezzanine space 25 m<sup>2</sup> 4- Mezzanine area to be compensated 25 m<sup>2</sup>
- Total amount due: 25 m<sup>2</sup> multiplied by half the cost per m<sup>2</sup> of the free-standing structure.
  - The effective width of the stairs must be a minimum of 0.90 m. The treads must not be less than 0.28 m, and the risers must not exceed 0.17 m. They should be positioned at least 1 m away from the partition walls of adjacent stands, including the stairwells.
  - Mezzanines exceeding 50 m<sup>2</sup> must feature two staircases positioned at opposite ends. The staircases must include appropriate railings and handrails along their entire length.
  - The perimeter of the floors must be recessed from the lot boundaries by a minimum of 1.00 m.
  - The railings must have a minimum height of 0.90 m.
  - The maximum height of a mezzanine must not exceed 3.20 m, and any graphics and/or borders situated at this level must remain within the allowable construction height.

15.3. Every company constructing a mezzanine, in addition to adhering to the standards outlined in the preceding point, must submit:

- **Structural calculation** endorsed by a licensed professional.
- The structure must be designed to support a minimum load of 500 kg per square meter (m<sup>2</sup>).

- **Professional commission** issued by the Professional Council for which the technical manager is accountable regarding the mezzanine work.
- The SAMET form (please send a copy to the Technical Management of the exhibition) is available for download here.
- The presentation is to be conducted at the Fairgrounds technical office, accessed via Juncal 4431.
- The order must be issued for the specific work and must encompass the following essential information: exhibition/event, location within the event including lot and pavilion number, completion date, height of the finished floor, surface area to be constructed, width of the staircase or stairs, height of perimeter railings, and the maximum capacity of individuals that the structure can support.
- Likewise, uploading the technical information and drawings to the **Online Exhibitor Manual** (Section 6) is mandatory. For stands measuring 50 m<sup>2</sup> or more, these documents must be signed by a registered professional (Architect, Engineer, or Master Builder).

15.3.1. **Safety requirements:** the following minimum supplementary elements must be included:

- a) Sign indicating the maximum capacity adjacent to the access staircase. It must be secured with single-line tape or a similar material once the maximum capacity has been attained.
- b) ABC-type fire extinguishers of at least 5 kg are required for every 24 m<sup>2</sup> of surface area.
- c) Stairs are required to have handrails on both sides and must be constructed from non-slip materials or feature a non-slip strip on each step.
- d) The entire perimeter of the surface must be enclosed by railings of appropriate height securely affixed to the structure.

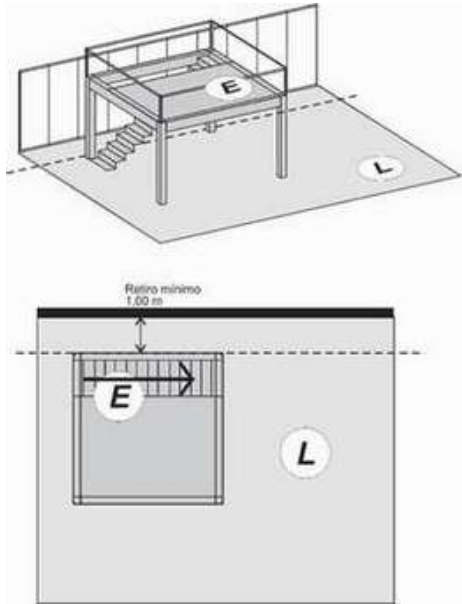
15.3.2. The professional is accountable for the entirety of the work and must implement stringent safety measures accordingly; they should conduct the work with utmost diligence and adherence to established standards, ensuring the safety of individuals in proximity to the aforementioned elements.

# Technical Appendix

## 15. MEZZANINES

General or wide scope commissions will not be accepted.

The Organizer is totally exempted of any responsibility that may arise in relation to space construction.



Special characteristics:

L: Lot area

E: Mezzanine area

Setbacks: Both mezzanines and their respective stairs shall be set back minimum 1 m from all party walls.

Mezzanines can only be constructed when L is larger than 50 sqm.

E shall not exceed 50% of L.

Rates:

– If E is lower than  $L/4$ , the cost is included in the price paid for L.

– If E is larger than  $L/4$ , the cost to be paid shall be:

$E - L/4 \times L$  sqm price/2

## 16. CLINKING LOTS ON AISLES

Linking lots via aisles is prohibited. In specific cases, the Exhibitor must send the details of the request to

the Technical Department and the feasibility of a link will be left to the Organizer to evaluate

## 17. BOOTH FRONT

17.1. No construction shall extend beyond the boundaries of the lot, regardless of height.

17.2. To avoid the generation of volumes that hinder the view through the booths, we have disposed a right of visual way. It is allowed to construct opaque volumes (walls, totems, etc.) up to 50% long at each front, measured in lineal meters and considering a

height from 0.0 level up to 2.50m. It is not allowed to add setback items or walls from said front and that hinder said views.

17.3. The entire front can be enclosed with opaque surfaces, provided that the height exceeds 2.50 m.

# Technical Appendix

---

## 18. SERVICE DESK

The service desks fronts shall be at a minimum distance of 0.80 m to the booth front

---

## 19. CEILINGS

19.1. Ceilings must be self-supporting; they should not rely on partition walls, if present.

19.2. The materials employed must be fire-resistant.

19.3. The installation of ceilings on the second levels of construction is prohibited.

---

## 20. MACHINERY EXHIBITION

20.1. Should the exhibitor intend to showcase items and/or machinery weighing 1 ton or more, he/she is required to complete the Large Items form in the **Online Exhibitor Manual** and adhere to the regulations governing their entry and exit.

20.2. You are required to furnish details regarding the operating time, type, volume, and weight of the equipment, the services necessary for its installation, the support surfaces (including quantity and dimensions), as well as the full names of the operators.

20.3. The Organizer may refuse authorization if, despite the completion of the documentation, it is determined that it exceeds the permissible load per square meter or if its display or operation poses a threat to the safety of the premises or the public.

20.4. If the Exhibitor fails to request authorization or if the Organizer does not provide written consent, the Exhibitor shall not be permitted to display the machinery.

20.5. Machines that are operational or of significant size must be sufficiently distanced to permit unobstructed movement of their components, guarantee the safety of operators and the public, and enhance their visibility. This separation will be sanctioned by the Organizer.

20.6. Operating machines must be positioned a minimum of 0.80 m from the front of the booth.

20.7. Any supplementary costs incurred from the exhibition of the machinery shall be borne by the Exhibitor.

---

## 21. VEHICLES

Vehicles presented must fulfill the following criteria: All fuel tank openings must be securely closed and sealed to prevent the escape of vapors.

- The fuel tank should not exceed one-quarter full or 15 liters, whichever is lesser.

- At least one of the starter battery cables must be disconnected and secured. Batteries for auxiliary equipment may remain connected only if necessary for the display.

# Technical Appendix

## 21. VEHICLES

- It is forbidden to transfer fuel inside pavilions and the vehicles shall enter and exit the pavilions by being towed or pushed, in the terms detailed above.

- Vehicles will be prohibited from moving during public opening hours



Each Exhibitor must order the general power supply for their stand and/or for the operation of machines and motors through the Online Exhibitor Manual.

## 22. ELECTRICITY

**22.1. Each Exhibitor must declare and order the general power supply for their stand and/or for the operation of machines and motors through the Online Exhibitor Manual.** The cost of the power will cover the entire duration of the exhibition. For this service, the Exhibitor will be issued an invoice that must be settled prior to the commencement of the exhibition. Orders submitted after the deadline will incur a 25% increase in value and will be contingent upon availability in accordance with the regulations in effect at that time.

**22.2. Measurement of Electricity Consumption:** Throughout the event, assessments will be conducted on the actual consumption of each exhibit. Any electricity usage that surpasses the requested amount will incur a charge to the Exhibitor at a rate 25% higher than the standard rate on the excess declared, contingent upon the feasibility of supply. Payment for consumption must be completed within 24 hours. Requests for refunds will not be entertained for additional charges requested via form but not utilized.

**22.3.** The electrical power supply to the booth will be provided by La Rural, with the following nominal supply characteristics: a) 380V between phases (three-phase systems) and b) 220V between phases and neutral (singlephase systems). In both instances, the frequency is 50Hz. The voltage variation percentage relative to the nominal values can reach up to +/- 7%, as stipulated by the supply conditions of Edenor S.A.

**22.4.** Electricity will be provided from multi-pole boards or outlets installed in each island or group of stands. For supplies exceeding 3 kW, the power supply will be three-phase. The Exhibitor is responsible for running the lines to these boards or outlets, but the connection to the grid may only be performed by the Exhibition Staff.

**22.5.** During assembly, the electrical power supply

will be sourced from on-site switchboards. The assemblers must possess adequate extension cords to connect to these switchboards.

**22.6.** These regulations pertain solely to those Exhibitors who have requested and remitted payment for electricity and are responsible for their own electrical installations.

**22.7. Rules and Regulations:** The installations will be executed in accordance with the specifications outlined in this annex, the prevailing regulations, or those disseminated through Information Bulletins. The electrical installation of booth must adhere to the standards set forth by the Regulations for the Execution of Electrical Installations in Buildings of the Argentine Electrotechnical Association (AEA), (Set 1996), as well as the specific instructions issued by the Fairgrounds.

**22.8. Installers:** Electrical installations, whether at 220 V or 380 V, must be performed by a licensed installer registered with the Institute for Accreditation and Certification (APSE-IHA). The category of the installer will be determined by the power to be installed at the stand. To request the connection, the installer must submit the Certificate of Execution of Electrical Installation - Declaration of Conformity. Categories of installers based on installed power (ENRE):

- From 0 to 10 kW: Level 3 – Certified Installer
- From 11 to 50 kW: Level 2 – Technician
- Over 50 kW: Level 1 – Expert

The Fairgrounds authorities reserve the right to mandate the cessation of power supply if, in their judgment, the electrical installation fails to comply with any requirements and/or safety standards.

# Technical Appendix

## 22. ELECTRICITY

Similarly, the Exhibition Centre bears no responsibility for any malfunctions, inadequate design practices, or noncompliant assembly of the lighting and/or power installations of the stands. Any failure to adhere to the established regulations, along with its repercussions, is solely the responsibility of the booth owner and/or the builder and/or the registered electrical installer who endorses the Certificate of Execution.

### 22.9. Wiring - Types of Cables: Permitted cables:

The utilization of multi-core cables featuring copper conductors, plastic insulation, and plastic sheathing is authorized. All installed cables must possess fire-resistant insulation -IRAM 2289, category C-, characterized by reduced smoke emission and zero toxic gas release.

**Prohibited cables:** The use of bipolar cables insulated in plastic without an outer sheath, commonly referred to as "parallel cable," is prohibited.

Parallel cables are exclusively designated for the internal wiring of dichroic lamps and lamp holders, and are not suitable for the distribution of power supply to these components. This restriction also applies to LED lighting installations and neon signs utilizing 12v, 24v, and 48v DC transformers.

- **Feeder cable:** The feeder cable for the main panel of each stand must be an underground cable, commonly referred to as sintenax cable. It must consist of a minimum of three conductors with a cross-sectional area of 2.5 mm<sup>2</sup>.

**Flat double sheath cable:** These cables are well-suited for installation within walls, stands, and temporary construction sites, provided they include short-circuit and earth leakage protection (thermal and circuit breaker).

The sizing of conductors shall comply with prevailing regulations.

The Exhibitor must lay the supply line from the panel of the stand to the box using underground extra-flexible cable, insulated with lead-free eco-friendly PVC, rated at 1kW, complying with IRAM 2178 standards, with a crosssection no less than 2.5 mm<sup>2</sup>. In all cases, terminals must be identified



The Exhibitor must carry out the wiring up to the panels or sockets. All electrical installations must be performed by a licensed electrician.

The connection to the power supply box provided by the exhibition will be executed exclusively by the Organizer's technical personnel. Only lead-free, eco-friendly PVC insulated cable, compliant with IRAM Standard 2183, or the aforementioned extra flexible underground type may be utilized within the stand. The minimum conductor crosssection is 2.5 mm<sup>2</sup>. For loads exceeding 3 kW, the network will consist of three balanced bipolar circuits, one for each phase. Phase division must be conducted between live and neutral conductors. An earth cable is not permitted as a phase divider.

Lighting circuits that supply multiple fixtures must not exceed 1,500 W.

The conductors must be installed along the edges of panels or floors, ensuring that they do not break or penetrate the surfaces. The cables must be securely fastened to the panel structures or the floor, with appropriate protection in place.

**22.10. Panels:** The Exhibitor is required to install a panel at each stand, which must include a differential circuit breaker suitable for the installed power, as well as a general and sectional thermal magnetic switch. Prior to activating the installation, an operational test of the differential circuit breaker must be conducted.

The dimensions and technical specifications must be adequate to ensure the proper and safe functioning of the installation. The board should not be positioned on the floor and must be secured to a structural component of the stand.

### Requirements to be fulfilled by the boards:

- **Three-phase circuits:** four-pole thermal magnetic switch, with capacity aligned to anticipated consumption.
- **Single-phase circuits:** bipolar thermal magnetic switches that are required to disconnect both the phase and the neutral simultaneously.

**Leakage current differential switch:** it must possess a rated operating current not exceeding 30 mA, and its trip circuit shall be devoid of electronic components.

To perform the specified measurements, the installer must provide power to the main panel in a manner that allows for consumption measurement without the need to open the panel.

# Technical Appendix

## 22. ELECTRICITY

**22.11. Grounding:** the exhibition will provide ground terminals to ensure the safety of the installation. Grounding is compulsory; electricity will not be supplied without the protective conductor, which must have a minimum crosssection of 2.5 mm<sup>2</sup>.

**22.11.1.** The conductor will be differentiated from the active and neutral conductors. The potential "contact voltage" will not exceed 24 volts; for these purposes, both the calibration of the protections and the size of the corresponding conductor will be sufficient to ensure the interruption of the supply in the event of a fault.

**22.11.2.** The ground connection to the metal elements requiring protection must be established by attaching a terminal to the green-yellow ground cable and connecting it to the metal element with a screw and washer, ensuring that any dirt or paint is removed beforehand to guarantee electrical contact.

**22.11.3.** To facilitate grounding control, a yellow or greenyellow self-adhesive tape measuring 5 to 10 cm in length must be affixed near the ground fixing points, ensuring it is clearly visible to an individual standing on the floor outside the stand.

**22.11.4.** The registered operator is required to confirm the effective ground connection, its proper identification, and the functionality of the circuit breaker prior to submitting the signed Execution Certificate. The electrical personnel on the Premises will validate the identification(s) and the effective ground connection(s) before establishing the supply and/or at any subsequent time.

**22.11.5.** In addition to the ground connection, differential protectors must be installed to safeguard all lighting and power circuits. When the protection required for a piece of equipment exceeds 100 amps, the installation of a differential protector may be omitted, provided that the equipment is equipped with standard factory protections.

**22.11.6.** The verification of the "contact voltage," the electrical connection to the ground conductor of all metal components of the booth, as well as the devices and equipment in operation—including lighting fixtures and power outlets—and the proper functioning of all protective measures, will be of The

Exhibitor bears sole responsibility however, the Organizer may withhold or terminate the supply of electricity if these requirements are not fulfilled.

**22.12. Protections:** The boards must be adequately shielded in all instances, ensuring that no visible connections are exposed to potential accidental contact. They should be situated in secure locations that allow for easy access while remaining out of the public's reach.

**22.12.1.** Driving force: the switches for each machine will be connected to its input panel, which will include adequately rated protectors, current-limiting starters in motor mode for units exceeding 7.5 HP, and safety devices for low voltage and overload protection.

**22.12.2.** For simultaneous power exceeding 10 kW, capacitors must be installed between phases to adjust the power factor to 0.85; otherwise, the kW billed will be regarded as kVA.

**22.12.3.** The connection of appliances of any power through adapters or multi-pole plugs is prohibited.

**22.13. Lighting fixtures and sockets:** Loose lighting fixtures or sockets are not permitted. These components must be securely affixed to the floors or partitions of the stands or appropriately positioned and safeguarded to prevent accidental contact or mechanical stress.

**22.14. Connection and disconnection:** To establish an electrical connection, the Exhibitor must obtain installation approval from the Organizer. Every day, at the conclusion of business hours, the Exhibitor is required to disconnect: Switch each machine or 380V apparatus. 380V main switch. Install switches for each machine and equip the 220V lighting circuits. 220V main switch. The exhibitor is accountable for any damage or incidents resulting from its electrical components, as well as those caused by its personnel, products, or third parties.

# Technical Appendix

## 22. ELECTRICITY

**IMPORTANT!** The Organizer emphasizes the necessity of these requirements for all Exhibitors. Following the completion of the electrical installation, and as a prerequisite for the connection of the supply, the Exhibitor or their electrician must present to the electrical service personnel the Certificate of Execution of Electrical Installation - Declaration of Conformity in quadruplicate, along with a signed photocopy of the credential that verifies their electrician's registration with the Institute of Authorization and Accreditations (APSE - IHA) in accordance with the relevant category. Should you lack a qualified professional to fulfill this certification, you may opt to hire personnel from the list of recommended suppliers provided by Trafoconsult SRL.

The Fairgrounds assume no responsibility for any malfunctions or deficiencies in design or assembly practices related to the lighting and/or power installations of the stands.

**22.15. Electricians and registered individuals:** the responsibility for executing the conditions and specifications for the electrical installation lies with the Electrician Installer and must be verified by the registered individual involved. Noncompliance with the aforementioned regulations, general conditions, and Stand Regulations will result in the imposition of the specified penalties.

The registered agent must confirm the effective ground connection and its proper identification prior to submitting the signed Certificate of Execution.

Registered individuals who endorse Certificates of Execution of Electrical Installations must adhere to point 12.8.

**22.16. Penalty regime:** applicable to all registered individuals who certify installations at La Rural Predio Ferial. Should the inspection of the stand's electrical installation by personnel from Trafoconsult SRL or the Predio Ferial, conducted at any time following the submission of the Certificate of Execution, uncover discrepancies with the established Regulations, the power supply will remain unconnected or will be disconnected until the issue is rectified. The registered individual involved will be subject to the following scale of sanctions:

- First incident: written warning.
- 2nd incident: A 60-day suspension of the Fairgrounds' active registration.
- 3rd incident: arrangements will be made for your permanent removal from the registry.

All stands and metal structures of any kind installed by Exhibitors in the Fairgrounds will undergo inspection.

### **22.17 Electrical Supply for Audio and Video:**

For electrical safety, it is recommended that power for sound and video systems be supplied directly from each stand's main panel, creating an exclusive circuit for this purpose.

If the audio and video contractor provides its own panel, the stand's electrical company must assist and inspect its safety protections, as electrical responsibility lies with the stand's appointed electrician. In such cases, a separate layout must be prepared from the one used for lighting and outlets.

## 23. LIGHTING

**23.1.** It is essential to ensure that lighting fixtures do not create discomfort for the public or adjacent booths.

**23.2.** Illuminated signs, flashing lights, blinking or rotating lights, and similar devices are prohibited.

**23.3.** The positioning of devices on floors without a protective barrier to prevent public contact is prohibited.

**23.4.** Types of luminaires: For all general stand lighting applications, only the installation or utilization of the following light sources will be permitted:

- Lamps utilizing Light Emitting Diode (LED) technology.

For all localized lighting applications, only Light Emitting Diode (LED) technology should be utilized as the light source.

**23.4.1.** The implementation or utilization of:

- Filament lamps of all varieties.
- Halogen lamps in various formats.
- High-pressure or low-pressure sodium lamps.
- Mixed technology lamps represent a combination of any of the aforementioned technologies, differing from those explicitly outlined above.
- Fluorescent lamps of all varieties.

# Technical Appendix

## 24. OFFICIAL SUPPLIERS AND SERVICE REQUEST

**24.1. La Rural collaborates with officially recognized suppliers, who are subject to periodic audits by the Venue. All elements or services must be contracted exclusively through these suppliers; otherwise, the provision of the service may be compromised. In the absence of available suppliers in a specific area, the Exhibitor may engage a company of their choice, provided that it possesses a**



La Rural Trade Center works with official suppliers; therefore, all elements or services must be contracted exclusively through them.

**solid solvency. If a supplier holds exclusivity in a sector, the Exhibitor is prohibited from engaging another supplier for that service.**

**24.2.** Electricity and water services incur a fee and must be requested via the **Online Exhibitor Manual**, with payment required prior to the commencement of the exhibition.

## 25. DISASSEMBLY AND REMOVAL OF MATERIALS

**25.1.** Exhibitors will receive the Disarmament Circular regarding deadlines and schedules. It is advisable to implement necessary safety measures, as this represents one of the most crucial moments of the exhibition.

**25.2.** No part of the booth may be dismantled prior to the conclusion of the exhibition.

**25.3.** The Exhibitor is required to collaborate with its contractor to ensure the removal of all products, the stand, and waste prior to the designated dismantling deadline, returning the lot to the condition in which it was received. Should this deadline not be adhered to, undertake dismantling at its own expense and responsibility, without incurring any liability in this matter.

**25.4.** For security purposes, personal or displayed items (computers, samples, decorative objects, etc.) must be removed at the commencement of the dismantling process, or personnel must remain at the stand until the removal is finalized. It is the responsibility of the Exhibitor to ensure that a designated individual is

present and to initiate the dismantling process without delay.

**25.5.** Any items left unremoved will be classified as “waste” by the cleaning personnel and will be disposed of in the designated bins. The Exhibitor shall not assert any claims for products not retrieved from the commencement of the dismantling process, nor seek compensation from the Organizer for any resulting damages.

**25.6.** No freight or trucks will be permitted entry into the Fairgrounds until 30 minutes following the conclusion of the exhibition.

**25.7.** Repairs to facilities will be conducted at the expense of the Exhibitor. Exhibitors are prohibited from undertaking any repairs.

**25.8.** Individuals accountable for trucks, freight, and cargo vehicles arriving during the dismantling process must understand that access to the loading/unloading area will not be permitted until the conclusion of the exhibition. Entry will be granted on a first-come, first-served basis.



**Remove all exhibits and personal items from the booth at the beginning of dismantling. The Exhibitor shall not be entitled to any claims under any circumstances for products that are not removed at the beginning of dismantling, nor shall it be entitled to seek compensation from the Organizer for any consequences and/or damages that may arise from this.**


## Staff

---

### Exhibitor's Service

Romina Yakubisin  
 +54 11 7078 4801  
 +54 9 11 5583 8282  
[romina.yakubisin@argentina.messefrankfurt.com](mailto:romina.yakubisin@argentina.messefrankfurt.com)

Florencia Martínez  
 +54 11 7078 4804  
 +54 9 11 4195 5652  
[florencia.martinez@argentina.messefrankfurt.com](mailto:florencia.martinez@argentina.messefrankfurt.com)

Josefina Keser  
 +54 11 7078 4851  
 +54 9 11 6720 6722  
[josefina.keser@argentina.messefrankfurt.com](mailto:josefina.keser@argentina.messefrankfurt.com)

### Messe Services - Equipped Booths


Eugenia Torriglia  
 +54 11 7078 4802  
 +54 9 11 3143-7595  
[eugenia.torriglia@argentina.messefrankfurt.com](mailto:eugenia.torriglia@argentina.messefrankfurt.com)

### Digital Online Catalogue


Yanina Herrera  
 +54 11 7078 4809  
 +54 9 11 4971-4491  
[yanina.herrera@argentina.messefrankfurt.com](mailto:yanina.herrera@argentina.messefrankfurt.com)

### Commercial Team

Ezequiel Gorbarán  
Gerente de Proyecto  
 +54 11 7078 4800  
[ezequiel.gorbaran@argentina.messefrankfurt.com](mailto:ezequiel.gorbaran@argentina.messefrankfurt.com)

María Laura Fredes  
Jefe de Producto Automechanika BA  
 +54 11 7078 4819  
[laura.fredes@argentina.messefrankfurt.com](mailto:laura.fredes@argentina.messefrankfurt.com)

### Academic Activities

Fernanda Ardila  
Congresses Coordinator  
 +54 11 7078 4826  
[fernanda.ardila@argentina.messefrankfurt.com](mailto:fernanda.ardila@argentina.messefrankfurt.com)

### Press and Digital Communication Team

Carolina Del Pozo  
Head of Press  
 +54 11 7078 4826  
[carolina.delpozo@argentina.messefrankfurt.com](mailto:carolina.delpozo@argentina.messefrankfurt.com)

Luisina Marchetti  
Communications Analyst  
 +54 11 7078 4849  
[luisina.marchetti@argentina.messefrankfurt.com](mailto:luisina.marchetti@argentina.messefrankfurt.com)